


VALIANT COMMUNICATIONS LIMITED



E1 - 75 Ohms Patch Panel 16 Port High Impedance (Hi-Z) Monitoring (75 Ohms Version)

Data Sheet & Product Brochure

INDIA

Valiant Communications Limited

71/1, Shivaji Marg, New Delhi - 110015, India
Phone: +91-11 4105 5601, +91-11 4105 5602,
+91-11 4105 5603, +91-11 2592 8415,
Fax: +91-11 4105 5604, +91-11 2543 4300
E-mail: getinfo@valiantcom.com
Website: <http://www.valiantcom.com>

U.K.

Valiant Communications (UK) Ltd

1, Acton Hill Mews, 310-328 Uxbridge Road,
London W3 9QN
United Kingdom
E-mail: uk@valiantcom.com
Website: <http://www.valiantcom.com>

U.S.A.

Valcomm Technologies Inc.

4000 Ponce de Leon, Suite 470
Coral Gables, FL 33146
United States of America
E-mail: fl@valiantcom.com
Website: <http://www.valiantcom.com>

U.A.E.

Valiant Communications FZE

P.O. Box No. 121523 SAIF Zone,
Sharjah,
U.A.E.
E-mail: uae@valiantcom.com
Website: <http://www.valiantcom.com>

E1, 75 Ohms, 16 Port High Impedance Monitoring Patch Panel (75 Ohms Version)

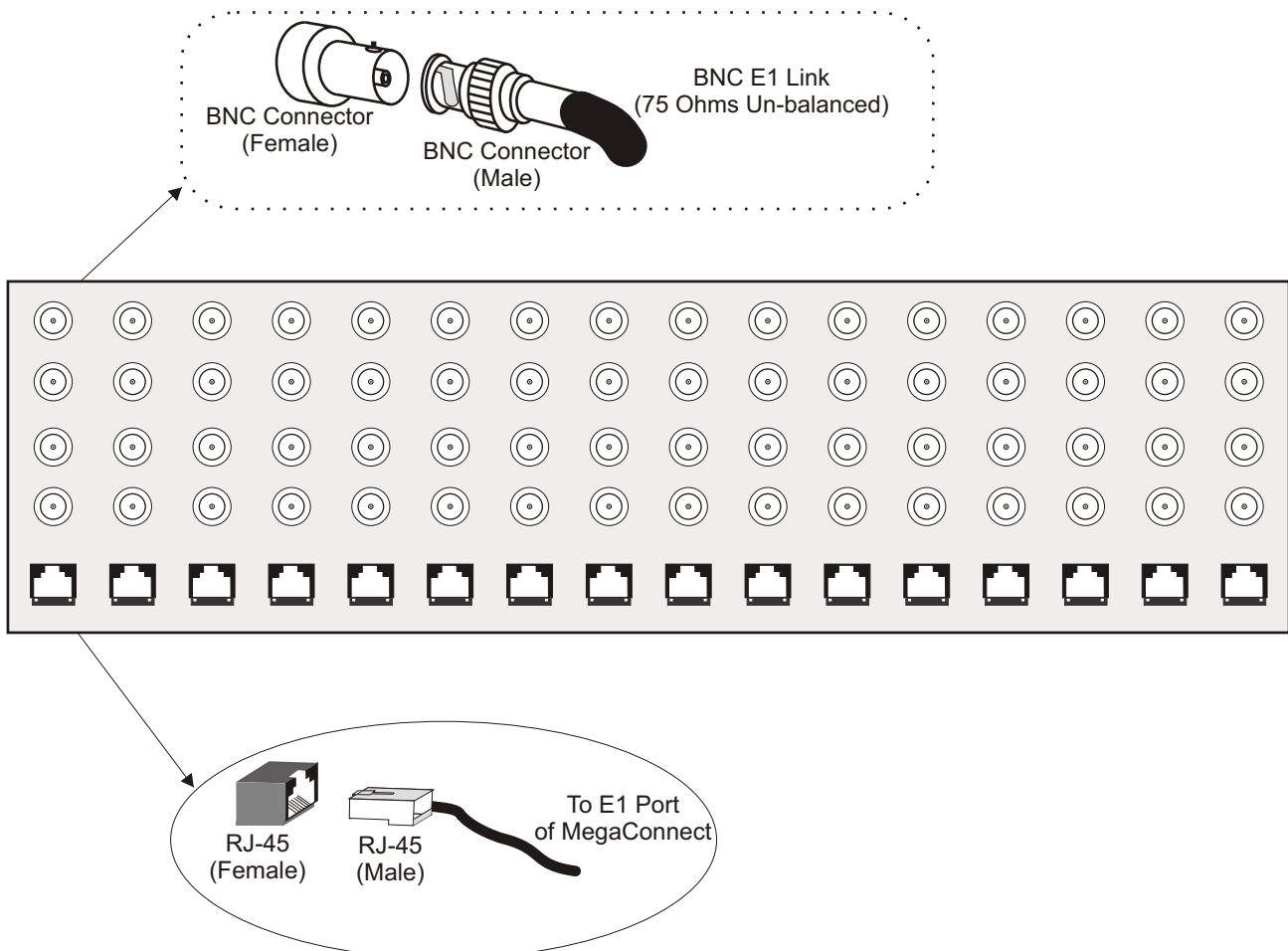
E1, 75 Ohms, 16 Port High Impedance Monitoring Patch Panel - What is it used for?

The E1, 75 Ohms, 16 Port High Impedance Monitoring Patch Panel is primarily designed for applications where E1 circuits are required to be “patched” as well as simultaneously “tapped” for non-intrusive monitoring applications.

Application - Where is it used?

The E1, 75 Ohms, 16 Port High Impedance Monitoring Patch Panel is primarily designed to patch up to 16, E1 circuits. It also, simultaneously, provides up to 16 high-impedance (Hi-Z) outputs on it's monitoring (MON) port(s) from which, both the transmit (Tx) and the receive (Rx) signals of the patched E1 link can be “tapped non-intrusively” (i.e without disturbing or loading the active E1 link(s) in any manner, and connected to E1 Groomers, Probes or Analysers.

E1 - 75 Ohms Patch Panel with Monitoring Port E1 - 75 Ohms Patch-Panel is used for E1 Patching and Monitoring Application.



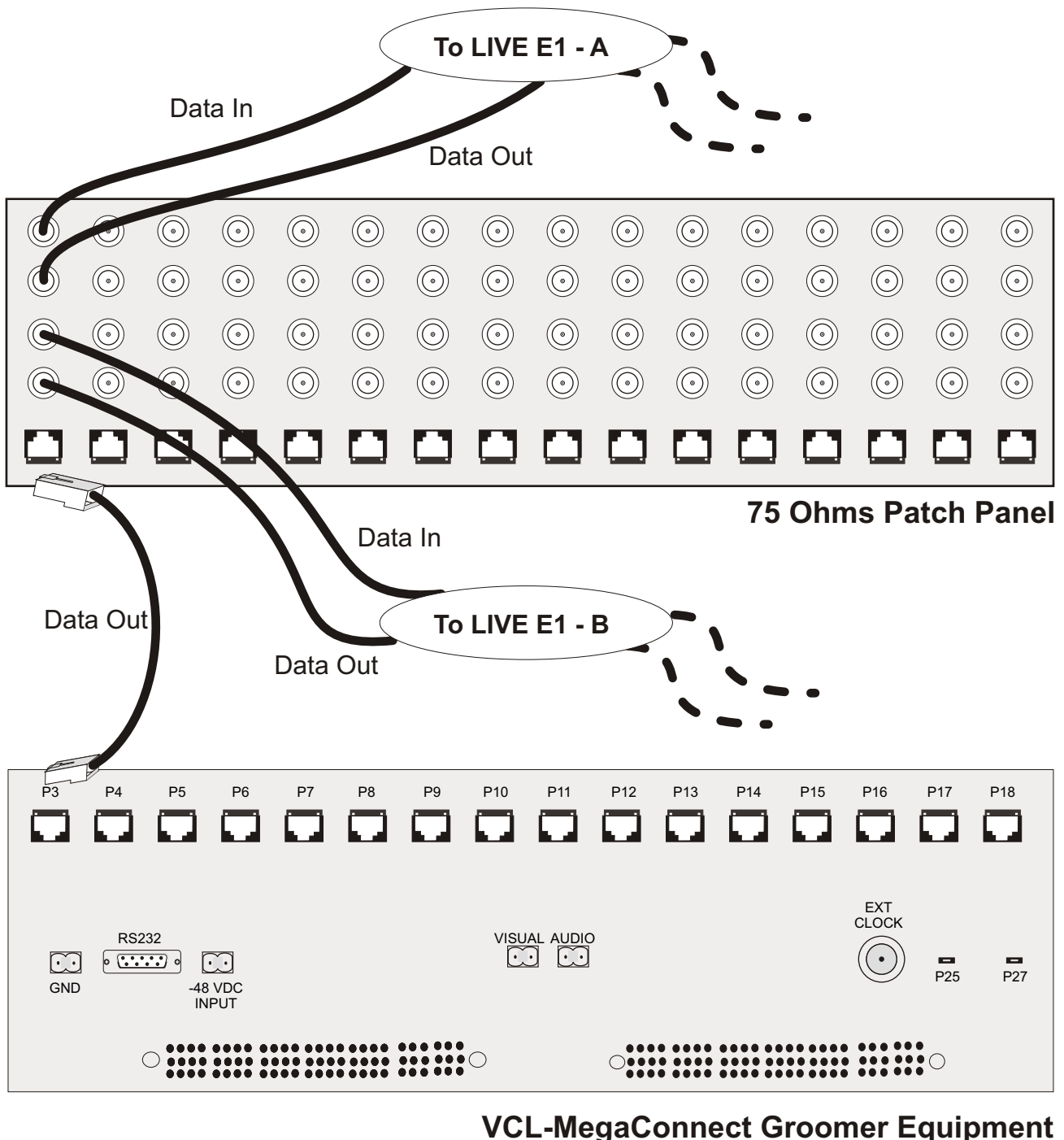
75 Ohms Patch Panel with Hi-Z Monitoring Port is used for E1 Monitoring Application.

The BNC Connector is used for Data IN/Data OUT from the 75 Ohms E1 links which are required to be monitored.

Data IN of Patch-Panel (BNC) will be connected to Transmit/Data OUT of E1 Port.

Data OUT of Patch-Panel (BNC) will be connected to Receive/Data IN of E1 Port.

Connecting the “Monitoring” (high impedance) E1 Port on the E1 (75 Ohms) Monitoring Patch Panel to the E1 Groomer, Probe or Analyser



Mechanical Specification

Rack Mounting	Standard 19 Inch. DIN Rack
Height	90 mm.
Width	45 mm.
Length	485 mm. (with mounting brackets)
Weight	1.4 kg.

Ordering Information

16 x E1 - 75 Ohms Patch Panel			
S No.	Part #	Product Description	Qty
1.	VCL-1230-MP75	16 x E1 - 75 Ohms Patch Panel	1

Technical specifications are subject to changes without notice.
Revision 07 - July 17, 2010

INDIA

Valiant Communications Limited

71/1, Shivaji Marg, New Delhi - 110015, India
Phone: +91-11 4105 5601, +91-11 4105 5602,
+91-11 4105 5603, +91-11 2592 8415,
Fax: +91-11 4105 5604, +91-11 2543 4300
E-mail: getinfo@valiantcom.com
Website: <http://www.valiantcom.com>

U.K.

Valiant Communications (UK) Ltd

1, Acton Hill Mews, 310-328 Uxbridge Road,
London W3 9QN
United Kingdom
E-mail: uk@valiantcom.com
Website: <http://www.valiantcom.com>

U.S.A.

Valcomm Technologies Inc.

4000 Ponce de Leon, Suite 470
Coral Gables, FL 33146
United States of America
E-mail: fl@valiantcom.com
Website: <http://www.valiantcom.com>

U.A.E.

Valiant Communications FZE

P.O. Box No. 121523 SAIF Zone,
Sharjah,
U.A.E.
E-mail: uae@valiantcom.com
Website: <http://www.valiantcom.com>