

VALIANT COMMUNICATIONS LIMITED



www.valiantcom.com

**16xE1 Splitter (120 Ohms)
16xT1 Splitter (100 Ohms)**

Product Brochure

U.K.

Valiant Communications (UK) Ltd
1, Acton Hill Mews,
310-328 Uxbridge Road,
London W3 9QN, United Kingdom

E-mail: gb@valiantcom.com

U.S.A.

Valcomm Technologies Inc.
4000 Ponce de Leon, Suite 470
Coral Gables, FL 33146
U.S.A.

E-mail: us@valiantcom.com

INDIA

Valiant Communications Limited
71/1, Shivaji Marg,
New Delhi - 110015,
India

E-mail: mail@valiantcom.com

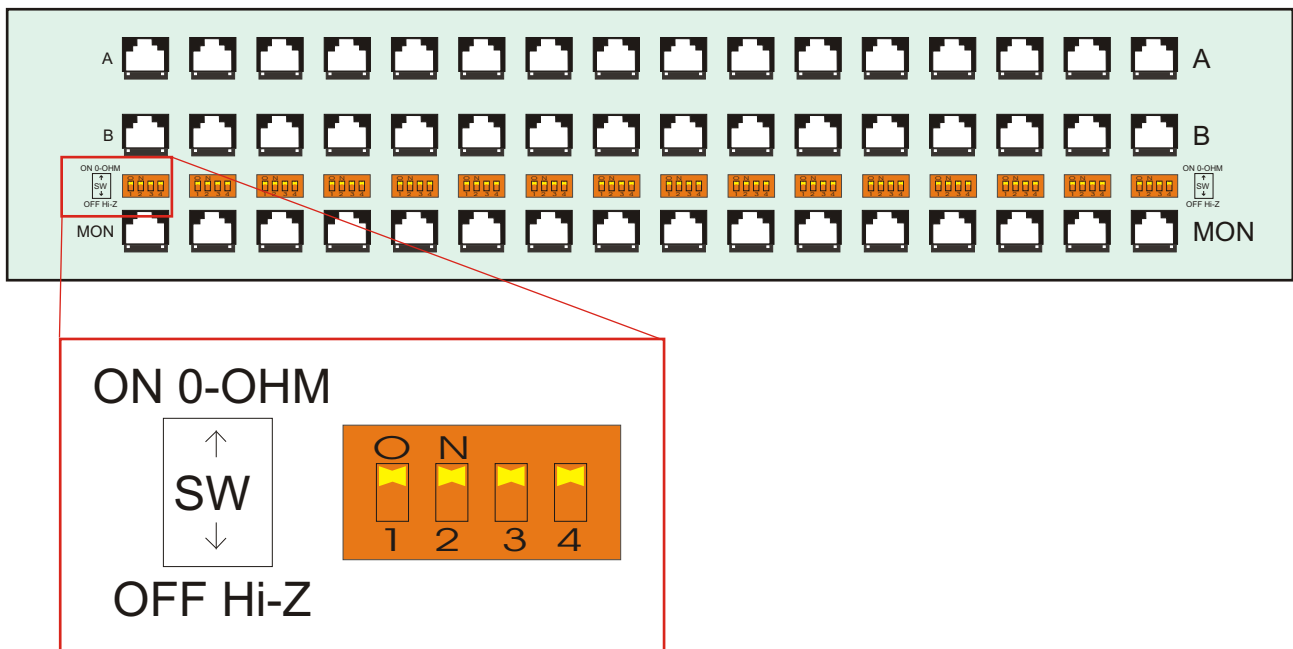
What does it do?

The 16 x E1/T1 (120/100 Ohms) Splitter “Splits” the E1/T1 signal that it receives between two E1/T1 ports, by monitoring the same E1/T1 signal on two ports, simultaneously.

Application - Where is it used?

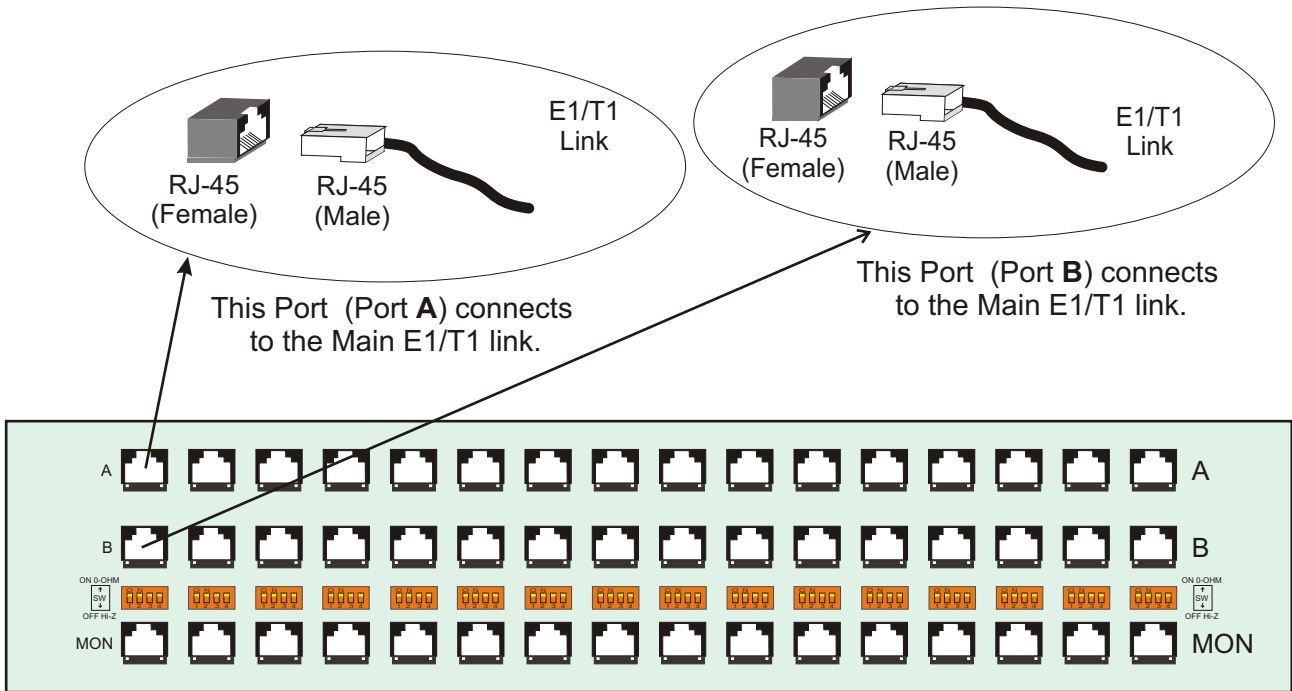
The 16 x E1/T1 Splitter may be used in application that require the E1/T1 signal input to be simultaneously connected to active terminal equipment, while at the same time connecting it to “shadow” equipment such as call loggers, voice call recorders, data recorders or any other links such equipment that does not load the active E1/T1 link in any way and connects to the live E1/T1 links non-intrusively.

Switch settings for splitter



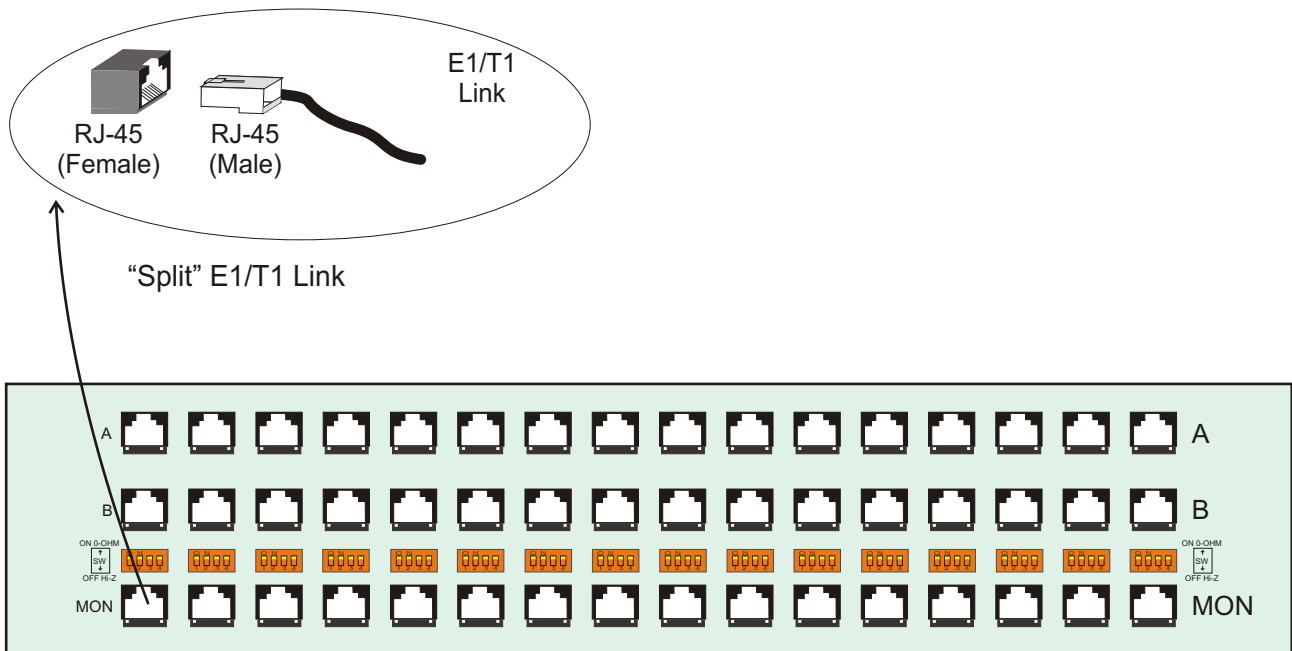
All four DIP switches must be set to **ON** position for Splitter application.

Connecting E1/T1 Main Link on Splitter



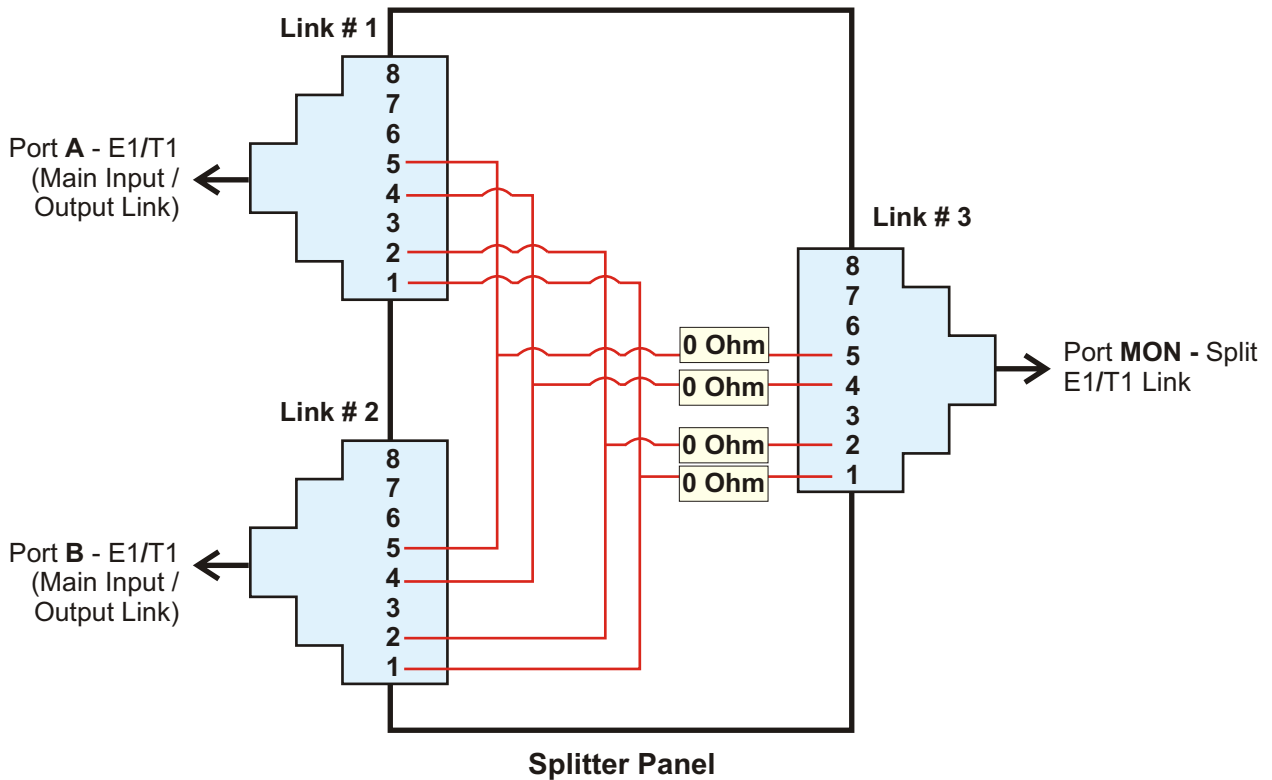
The RJ-45 Connectors in the Row marked **A** and Row **B** are used for patching the Data IN/Data OUT from the Main E1/T1 link.

Connecting "Split" E1/T1 Link on the Splitter



The RJ-45 Connectors in the Row marked **MON** provides the Split mirror image of the MAIN E1/T1 link patched between the RJ-45 connectors on Row A and Row B.

16 x E1/T1 Splitter (120/100 Ohms) Panel - Circuit Schematic



The normal (0 Ohms) resistive output is provided on the Monitoring (MON) Port of the Splitter for connecting to the call loggers, voice call recorders, data recorders or any other such E1/T1 equipment.

Pinout Details of RJ-45 for E1/T1 Port

RJ-45 (Female) Pin #	Signal in RJ-45 (Female)
1	Data In / Data Out
2	Data In / Data Out
4	Data Out / Data In
5	Data Out / Data In

Mechanical Specification

Rack Mounting	Standard 19 Inch. DIN Rack
Height	90 mm.
Depth	45 mm.
Width	485 mm. (with mounting brackets)
Weight	1.4 kg.

Ordering Information

S. No.	Part #	Product Description
1	VCL-1240-SPLIT-120-100-RJ45F-16	16 x E1/T1, 120/100 Ohms RJ-45 (F) Splitter Panel 19" Metal case 2U High Rack Mount Version with Hardware Set [RJ-45 cables not included]

Technical specifications are subject to changes without notice.
All brand names and trademarks are the property of their respective owners.
Revision 08 - August 13, 2012

U.K.

Valiant Communications (UK) Ltd
1, Acton Hill Mews,
310-328 Uxbridge Road,
London W3 9QN, United Kingdom

E-mail: gb@valiantcom.com

U.S.A.

Valcomm Technologies Inc.
4000 Ponce de Leon, Suite 470
Coral Gables, FL 33146
U.S.A.

E-mail: us@valiantcom.com

INDIA

Valiant Communications Limited
71/1, Shivaji Marg,
New Delhi - 110015,
India

E-mail: mail@valiantcom.com