


VALIANT COMMUNICATIONS LIMITED



16 x E1 120 Ohms (RJ45) to 75 Ohms (M4 Female Connector) Converter

Data Sheet & Product Brochure

U.K.

Valiant Communications (UK) Ltd
1, Acton Hill Mews,
310-328 Uxbridge Road,
London W3 9QN, United Kingdom

E-mail: gb@valiantcom.com

U.S.A.

Valcomm Technologies Inc.
4000 Ponce de Leon, Suite 470
Coral Gables, FL 33146
U.S.A.

E-mail: us@valiantcom.com

INDIA

Valiant Communications Limited
71/1, Shivaji Marg,
New Delhi - 110015,
India

E-mail: mail@valiantcom.com

**E1, 120 Ohms (RJ45) to E1, 75 Ohms (M4 Female Connector) Converter
19-Inch Rack Mount Version:**

E1, 120 Ohms (RJ45) to E1, 75 Ohms (M4 Female Connector) Converter

What does it do?

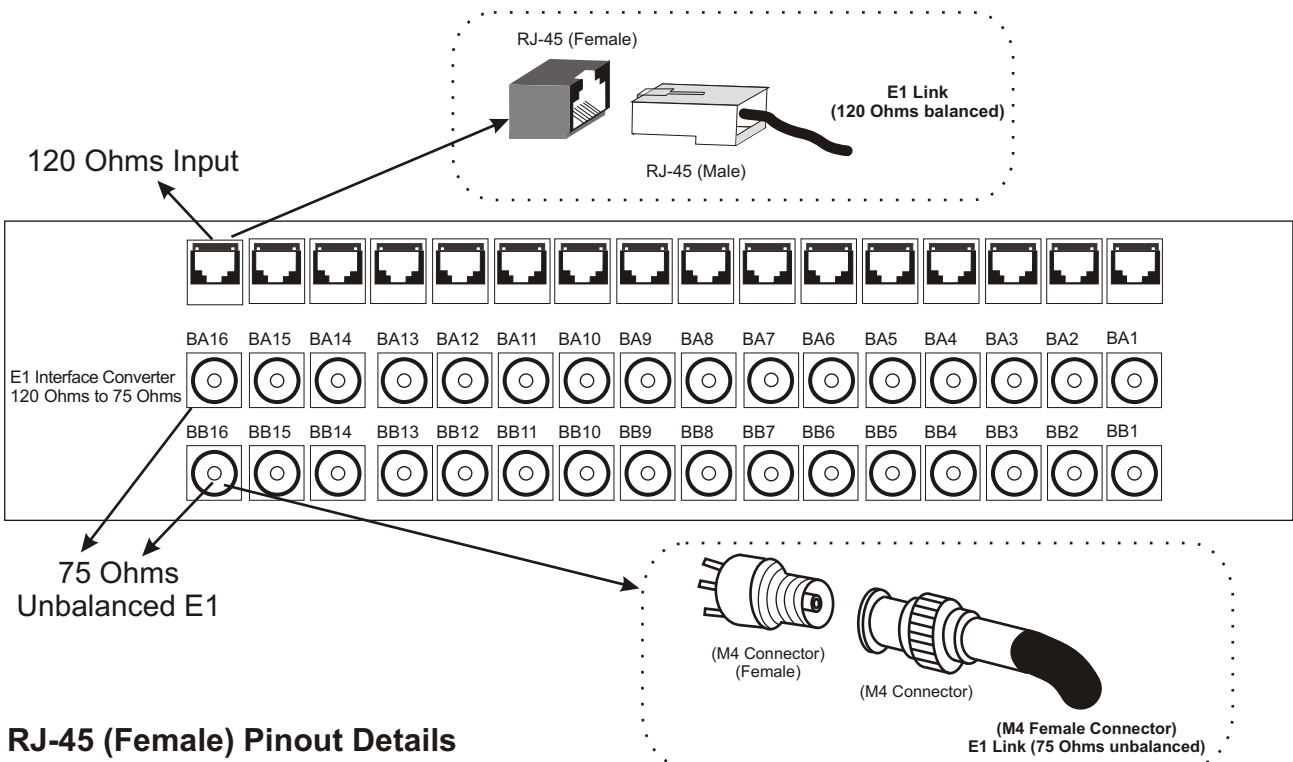
The E1, 120 Ohms (RJ45) to E1, 75 Ohms (M4 Female Connector) Converter, may be used to convert up to 16, E1, 120 Ohms (RJ45) Interfaces to E1, 75 Ohms (M4 Female Connector) Interfaces.

Application Where is it used?

The E1, 120 Ohms (RJ45) to E1, 75 Ohms (M4 Female Connector) Converter, may be used in applications where the user requires to convert up to 16 (or fewer), E1, 120 Ohms (RJ45) Interfaces to 16 (or fewer) E1, 75 Ohms (M4 Female Connector) Interfaces.

Connecting / Converting an E1, 120 Ohms (RJ45) Interface to an E1, 75 Ohms (M4 Female Connector) Interface.

**120 Ohms/75 Ohms Converter
19 inch Rack Mount Version**

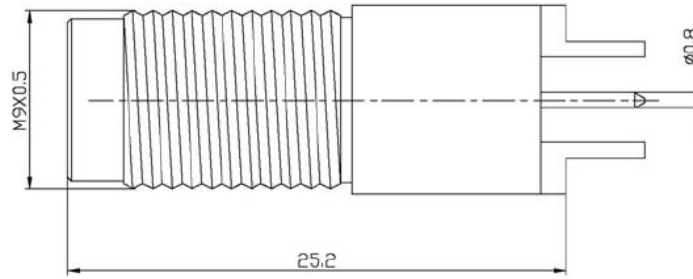


RJ-45 (Female) Pinout Details

RJ-45 (Female) Pin #	M4 Female Connector
1	BA
2	BA
4	BB
5	BB



Connector Details



Mechanical Drawing - M4 Female Connector

Material and Plating:

Body	Brass, Nickel plated
Center contacts	Brass, Gold plated
Insulators	PTFE

Electrical Characteristics:

Characteristic impedance	75 Ohms	
Rated Voltage	500 V	
Frequency range	Max 1.5 GHz	
Insulation resistance 25-75%RH	10 Gohm	
Insulation resistance 90-95%RH	100 Mohm	
Contact resistance initial value	Centre contact	2 mohm
	Outer contact	1 mohm
	Braid to body	1 mohm
Rated current	5A	
Insertion loss f<500 MHz	Max 0.1 dB	
Voltage proof, contact-contact housing	1.5 kV	

Environment

Temperature range 5-100% RH	-40°C to +120°C
-----------------------------	-----------------

Mechanical Specification

Rack Mounting	Standard 19 Inch. DIN Rack
Height	90 mm.
Width	45 mm.
Length	485 mm. (with mounting brackets)
Weight	1.4 kg.

Ordering Information

16 x E1 120 Ohms to 75 Ohms (M4 Female Connector) Converter		
Part #	Product Description	Qty
VCL-1477-CONV-120-RJ45F-75-M4F-16	16 x E1 120 Ohms to 75 Ohms Converter (RJ45 to M4 Female Connector)	1

Technical specifications are subject to changes without notice.
Revision 3 - January 03, 2011

U.K.

Valiant Communications (UK) Ltd
1, Acton Hill Mews,
310-328 Uxbridge Road,
London W3 9QN, United Kingdom

E-mail: gb@valiantcom.com

U.S.A.

Valcomm Technologies Inc.
4000 Ponce de Leon, Suite 470
Coral Gables, FL 33146
U.S.A.

E-mail: us@valiantcom.com

INDIA

Valiant Communications Limited
71/1, Shivaji Marg,
New Delhi - 110015,
India

E-mail: mail@valiantcom.com