Mechanical Drawing of VCL-E1oP - 8E1 GE Version

Front View

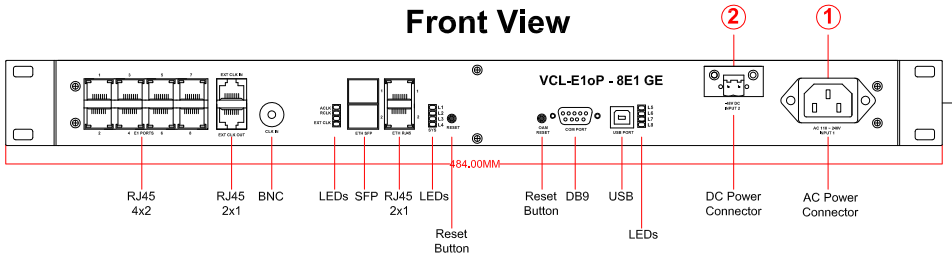

Side Angle / Mounting Bracket

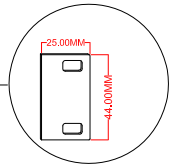

Side View

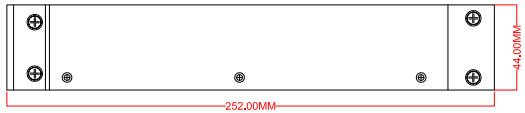

Rear View

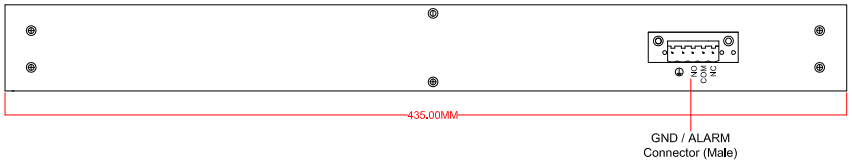

Top View

S.N	Connector	Definition and Part No.
1	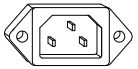	3 Pin Male Power AC Connector ICE 60320 C14
2		2 Pin Male Terminal

VCL-E1oP 8E1 GE	
Mechanical Specifications	
Width	484 MM
Height	44.0 MM
Depth	252.0 MM
Weight	2.2 Kgs

Front Clearance	: 50MM
Rear Clearance	: 40MM
Top Clearance	: 15.0 MM (1T)
Bottom Clearance	: 15.0 MM (1T)

The Drawing and any information or descriptive matter set out hereon are the confidential property of Valiant Communications and must not be disclosed, loaned, copied or used for manufacturing, tendering or any other purpose without their written permission

APPR. | CHECK | DATE | REVISION | CHECK | CHECK | NAME | DATE | REVISION

Title: Mechanical Drawing - VCL-E1oP 8E1 GE	VALIANT COMMUNICATIONS VCL	**Drawing No:** EMD-E1oP/8E1/GE/001	Date	Rev	Sheet 01
			July 13, 2020	01	Next Sheet END